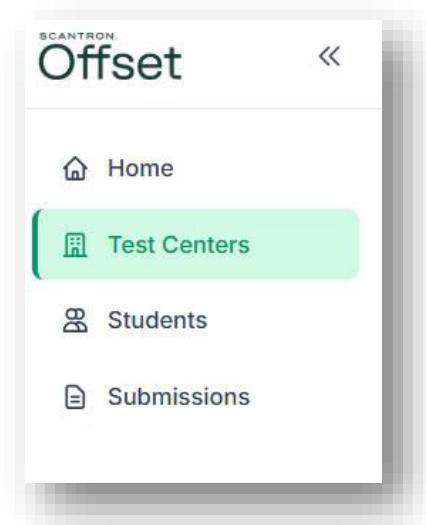



## How to Download Your Scantron Answer Sheets

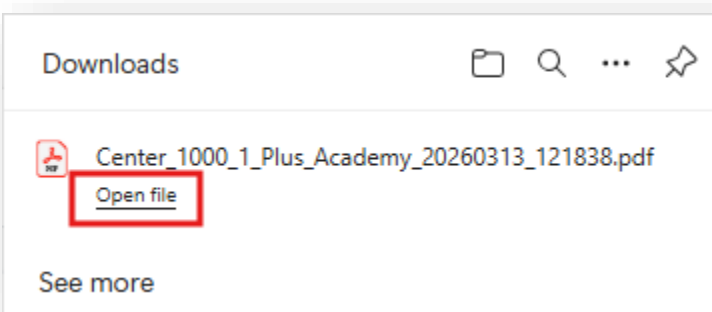
1. Login to the Math Kangaroo Test Paper Portal: [Login - Scantron](#)
2. Click the **Test Centers** navigation bar on the left side of the screen.



3. The list of your centers will display.
4. Click the green down arrow under “Form” to download and print your Answer Sheets. The Downloads notification will display.

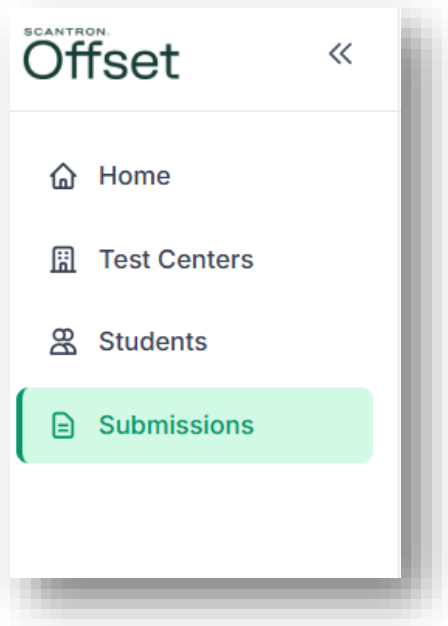
CENTER ID	CENTER	TOTAL STUDENTS	STATUS	FORM
1005	BASIS Independent Fremont Lower Campus (Fremont, CA)	5	Active	

5. Click **Open file** to preview and print your Answer Sheets on your local printer.

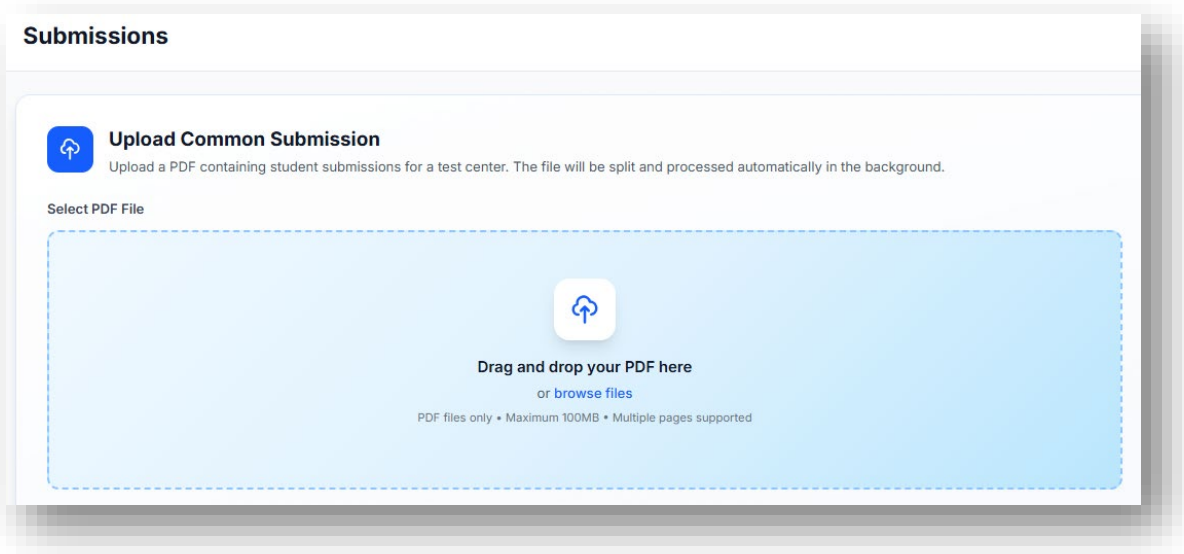


## How to Upload Your Completed Scantron Answer Sheets

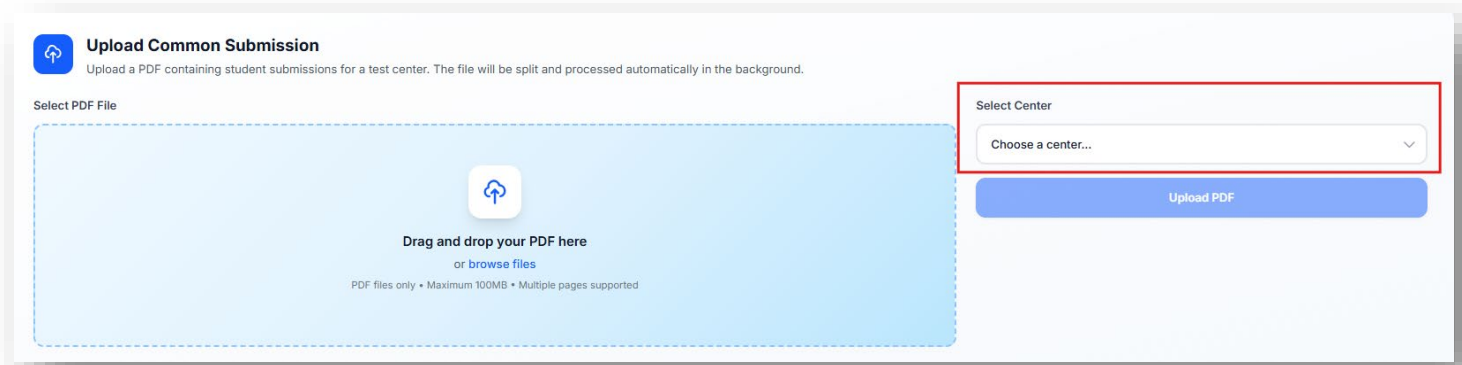
1. Scan your completed Scantron Answer Sheets, **by Test Center**, on your local multi-function printer/copier, such as a Xerox. All answer sheets **per test center** may be scanned into one PDF file or multiple PDF files. **Please scan all answer sheets that were printed, even if they are blank.**
2. Click the **Submissions** navigation bar on the left side of the screen.



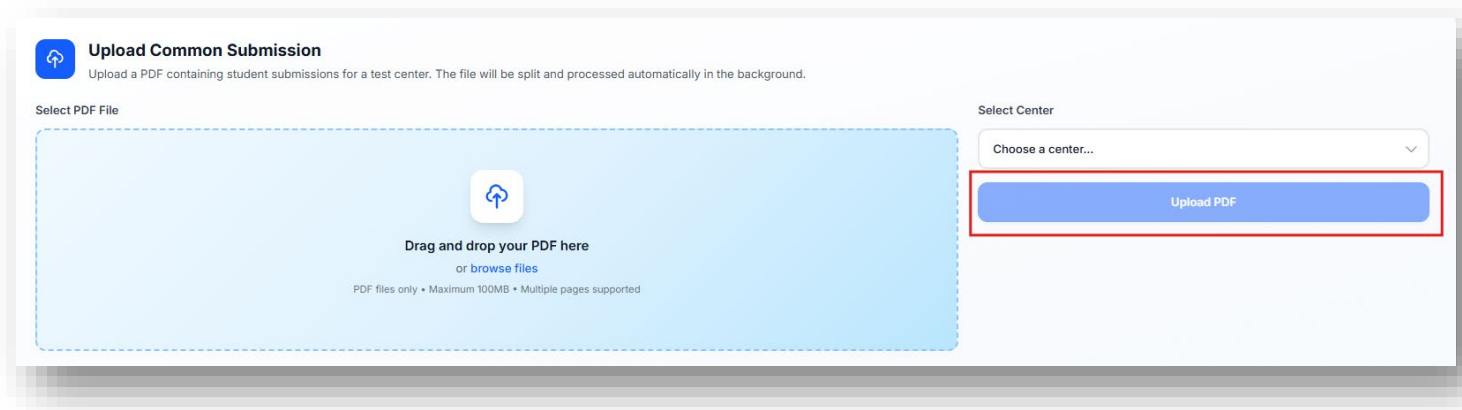
3. Drag and drop the scanned PDF file(s) into the designated location on screen or click to browse for your file(s).



4. Select the Test Center of Answer Sheets being uploaded.



5. Click **Upload PDF**.



6. You will see your submission populate under the **Submission History** at the bottom of this screen.

**Submission History**  
Your center submissions

Search history... 3 Live

STATUS INFO PAGES INFO

CENTER	FILE NAME	UPLOADED BY	DATE & TIME	STATUS	PROCESSING PAGES	ACTIONS
Creative Pathways Preparatory Academy (Edgewater, FL)	Center_1006_CREATIVE_-_GOOD_2026...	A Amanda Montanez	Mar 04, 2026 02:25 AM	Completed	4/4	

Showing 1 to 1 of 1 entry (filtered from 3 total entries)

« < 1 > »

Having trouble? Please contact [info@mathkangaroo.org](mailto:info@mathkangaroo.org).